



# CONVERSATION

The Zonez 6x6 Conversation Suites are free-standing, private spaces that comply with the American with Disabilities Act (ADA). The compliant suites allow for wheelchair access by way of a 36" door, over 25 square feet of interior space, and a nearly flush floor entry. Once inside, the user can freely maneuver their wheelchair and enjoy the ability to turn a full 360 degrees.

The suites support high levels of visual and acoustical solitude, assembly and disassemble in just one hour, and are backed by a 10-year warranty.

- All suites are made with recycled materials
- You can decide to add a counter or leave the space open to make for a larger working area
- Endless custom color and printed rPET options allow you to make each suite your own
- Fast installation to minimize the disruption
- Choose your own wall and window configuration to fit your space, needs, and aesthetics

# FEATURES



Each ADA Compliant suite meets all ADA standards for access and use and comes standard with a self-closing storefront glass door, sensor-activated overhead lights and fan, and a built-in USB port for mobile device charging. Options include whiteboards, image-printing on surfaces, and optional full-length rear window.

## GLAZING:

Fixed Type | 1/4" Laminated

## DOOR TYPE:

3068 (36" x 80") Aluminum Storefront Type | Chrome Pull Handles

## LIGHT TYPE:

Sensor-Activated LED Overhead Lighting

## AIR FLOW:

Airflow: 260 CFM  
Intake & Exhaust  
Quiet Fan: 19 dBA  
Bearings: Dual-Ball

6X6 STC35 CONVERSATION SUITE

- Built on half inch heavy-duty carpeted floor to comply with ADA standards
- All doors are 36" wide ADA-compliant store-front anodized aluminum and feature an aluminum pull handle on both sides of the door
- Entry floor level difference is not greater than half an inch, and the free internal floorspace easily supports a five-foot turning radius for wheelchair access and use
- All units are shipped ready to be assembled on-site

# DIMENSIONS

## EXTERIOR:

W: 72", D: 72", H: 88"  
 W: 182.88CM, D: 182.88CM,  
 H: 223.52CM

## INTERIOR:

W: 65", D: 65", H: 84.5"  
 W: 165.1CM, D: 165.1CM,  
 H: 214.63CM


## UNIT WEIGHTS:

Shipping  
 815lbs., 369.67Kg.

Assembled  
 590lbs., 267.61Kg.

## OCCUPANCY:

Two People



6X6 STC35 CONVERSATION SUITE

# POWER

## POWER SUPPLY:

120V AC

## TOTAL AMPS:

0.03 Amps

- **UL Classified** US, CAN
- Class A Fire Rated
- ASTM E84 PET Polyester Fiber Acoustic Panel US, CAN
- TB117 Smolder Resistance of Materials Test US, CAN

## WATTS PER HOUR:

3.6 Watts Per Hour

## KILOWATTS PER HOUR:

0.0036 Kilowatts Per Hour



# OPTIONS

## FRAME & DOOR COLORS



CL-CLEAR SATIN



SW-WHITE



BL-BLACK

\*Finishes available on both doors and frames


Optional full-length rear windows | single pane 1/4" laminated

Optional white board available


## WALL PANEL PET COLORS - EXTERIOR & INTERIOR



P93-WHITE




P91-LT GRAY



P92-MED GRAY



P02-DARK GRAY



P01-BLACK



\*CC2-CUSTOM  
PRINT



\*CC1-PANTONE

6X6 STC35 CONVERSATION SUITE

# GET IN TOUCH

## ZONEZ

642 W Nicholas Ave  
Orange CA. 92868

sales@zonez.com  
(800) 929-7702